

Mounting subplates type BA

single, for ISO valves size 06 to 32

BA-* are single subplates with ISO mounting surface for installation of Atos valves and they are provided with threaded ports for connection to pressure, tank and users lines. They are characterized by low pressure drops and they are specific for directional, flow and pressure control valves ISO size 06, 10, 16, 20, 25 and 32;

Special subplates or manifolds for customized applications are available upon request.

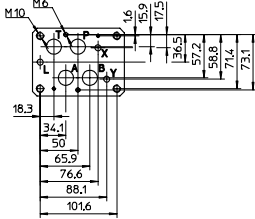
The set of screws for the valve installation on the BA subplate must be ordered separately, see the code SET SC-* specified in the following sections.

1 TECHNICAL CHARACTERISTICS

Installation position	Any position
Operating pressure	Ports P, T, A, B = 350 bar see the technical table of the valves to be assembled
Ambient temperature	From -20°C to +70°C
Fluid	Hydraulic oil as per DIN 51524...535, for other fluids contact our technical office
Recommended viscosity	15 ÷ 100 mm ² /s - max allowed range: see the technical table of the valves to be assembled
Fluid contamination class	See the technical table of the valves to be assembled
Fluid temperature	See the technical table of the valves to be assembled

4 SINGLE STATION SUBPLATES FOR VALVES SIZE 16

ISO 4401:2005
Mounting surface: 4401-07-0-05

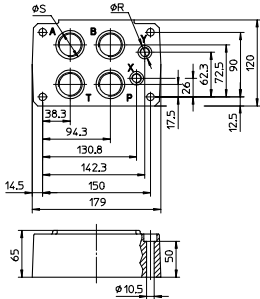


Matching valves

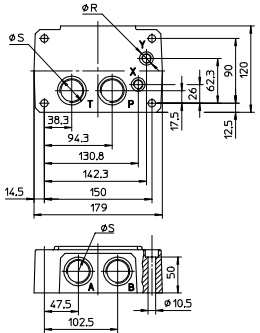
DP-21	SET SC-DP2
DP-24	SET SC-DP2
DP-25	SET SC-DP2
DPH-28	SET SC-DP2
DPH-29	SET SC-DP2
DPHI-2	SET SC-DP2
DPHE-2	SET SC-DP2
DPHA-2	SET SC-DP2
DPHW-2	SET SC-DP2
DPZO-* -2	SET SC-DP2

Set of screw
(to be ordered separately)

BA-518



BA-519



VERSIONS

BA-518: basic version with ports P, A, B, T (1") and X, Y (1/4") on the base.

BA-519: basic version with ports P, T (1") and X, Y (1/4") on the base; ports A, B (1") on the side.

Code	Ports (GAS) A,B,P,T	X-Y	Ø Counterbore S [mm]	R [mm]	Mass [Kg]
BA-518	1"	1/4"	46	21,5	8
BA-519	1"	1/4"	46	21,5	8